




BHAGWATI ENGINEERS

3-ROLL PLATE BENDING MACHINE

'ANASUYA' presents to you a range of most technically advanced 3-ROLL PLATE BENDING MACHINE with all latest features as per international standards.



Features:

- » Low initial cost
- » Low tooling cost
- » Easy & Quick setting
- » Enormous versatility
- » Accurate repetition & bending
- » User friendly
- » Easy maintenance
- » Standard spares, hence easy availability

GONDAL ROAD, NR. OCTROI POINT,
RAJKOT - 360 004. (GUJ.) INDIA,
tel : +91 - 281 - 2372576,
e-mail: bhagwatiengg@hotmail.com



BHAGWATI ENGINEERS

MACHINE CONFIGURATION:

SR NO.	CAPACITY		TOP ROLL DIA.	BOTTOM ROLL DIA	MAIN DRIVE (H.P.)	END. DROP PER. (H.P.)
	LENGTH	THICKNESS				
1	1000	6	130	105	3	0.75
2	1250	6	135	110	3	0.75
3	1500	6	160	135	5	0.75
4	2000	6	170	140	7.5	1
5	2500	6	185	155	10	1
6	3000	6	220	180	10	1
7	1250	10	160	135	5	1
8	1500	10	170	140	7.5	1
9	2000	10	185	155	10	1
10	2500	10	220	165	10	1
11	3000	10	245	225	20	1
12	1250	12	185	140	7.5	1
13	1500	12	185	155	10	1
14	2000	12	215	170	10	1
15	2500	12	240	180	15	1
16	3000	12	260	225	20	1
17	1250	16	205	165	10	1
18	2000	16	230	180	10	1
19	2500	16	250	210	20	1
20	3000	16	290	220	25	1
21	1250	20	220	170	10	1
22	1500	20	240	190	12.5	1
23	2000	20	260	220	15	1
24	2500	20	275	215	20	1
25	3000	20	290	250	25	1
26	1250	25	260	220	15	1
27	1500	25	275	230	20	1
28	2000	25	290	250	20	1
29	2500	25	310	260	30	1
30	3000	25	330	275	40	1
31	1250	30	280	220	15	1
32	1500	30	290	230	20	1
33	2000	30	320	250	25	1
34	2500	30	360	260	30	1

- ALL DIMENSIONS ARE IN MM. * WE RESERVE RIGHTS TO CHANGE THE DIMENSION OF MACHINE WITHOUT ANY PRIOR NOTICE

GONDAL ROAD, NR. OCTROI POINT,
 RAJKOT - 360 004. (GUJ.) INDIA,
 tel : +91 - 281 - 2372576,
 e-mail: bhagwatiengg@hotmail.com




BHAGWATI ENGINEERS

Standard Features/Accessories:


- » Main Drive Motor
- » Frame built of laser cut high strength steel, welded, stress relieved and sand blasted.
- » Hydraulic pressing system on top roll.
- » Hydraulic unit by Rexroth and valves by Aron.
- » Screw jack drop-end.
- » Mechanical rolls parallelism .
- » Bending rolls assembled on heavy duty SKF bearings.
- » Centralized lubrication by means of a hand pump.
- » Separate controls on control panel.
- » Movable work station with pair of foot switch
- » Pair of lifting links
- » Safety devices and operating manual according to CE norms


Optional Accessories :


- » Hardened rolls to HRC 54-56
- » Automatic rolls parallelism by a micro processor
- » Tilting of the bending rolls by means of proportional valves and PLC
- » Top roll hydraulic balancing system
- » Variable speed
- » Section bending tools
- » Vertical hydraulic support max. Ø2500 mm/ 98” & max. weight 1600 Kg/ 3530 lbs
- » N.C. Operated Stroke control
- » First fill of hydraulic oil




Bending Operations :

- 

The Plate can be bent on machine by hammering as shown if the thickness of the plate is half than capacity. Thicker plates should be prevent out side the machine.
- 

Place the Plate between bottom and top rolls by adjusting top roll manually.
- 

Down the top roll and given pressure on the plate. Then start Main motor in clock wise direction till one end of the plate comes over first bottom roll Reverse the Motors and get second end on second bottom.
- 

Continue above process until you get desired shall as shown in picture

GONDAL ROAD, NR. OCTROI POINT,
 RAJKOT - 360 004. (GUJ.) INDIA,
 tel : +91 - 281 - 2372576,
 e-mail: bhagwatiengg@hotmail.com