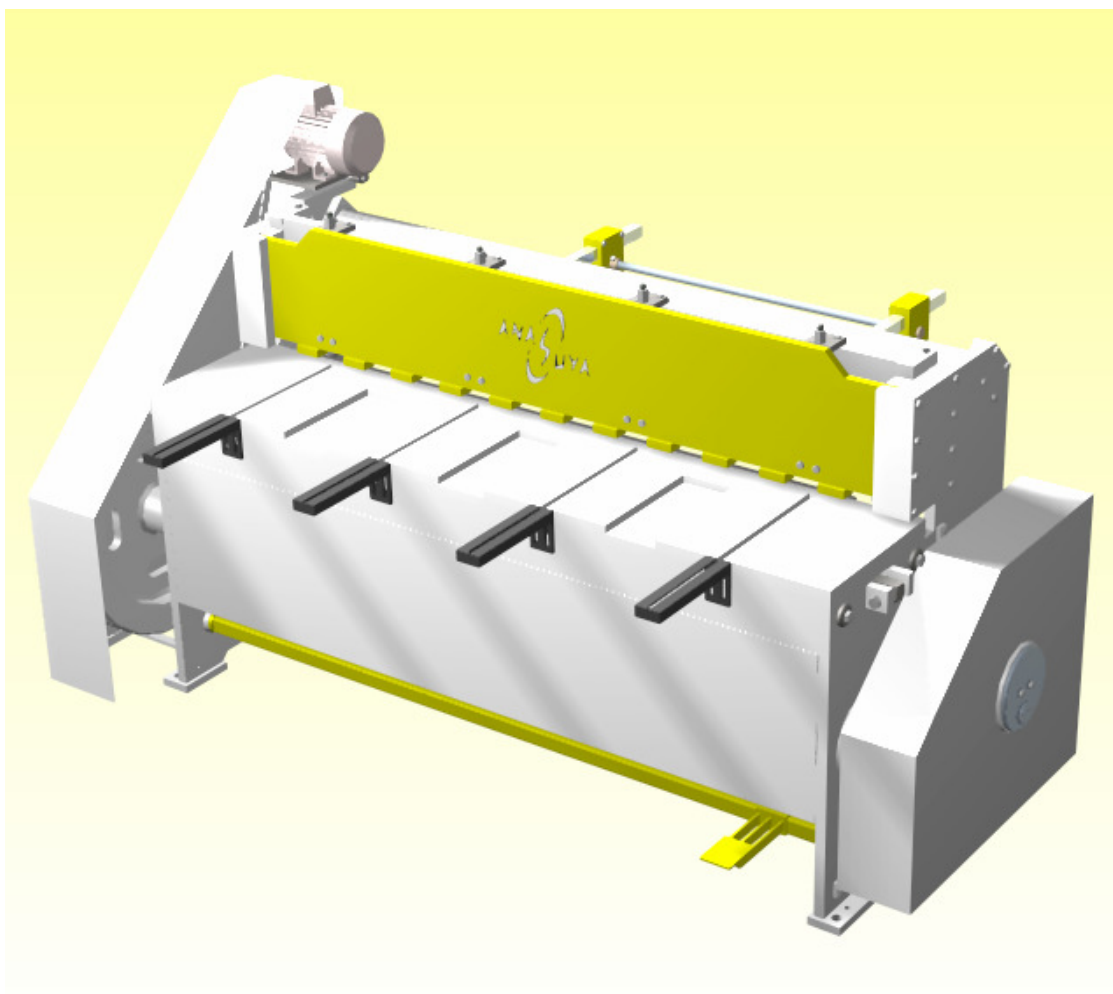




BHAGWATI ENGINEERS

MECHANICAL UNDER CRANK SHEARING MACHINE

'ANASUYA' presents to you a range of most technically advanced Mechanical shearing machines with all latest features as per international standards.



Features:

- | | |
|------------------------|--|
| » Low initial cost | » Accurate repetition |
| » Low tooling cost | » User friendly |
| » Easy & Quick setting | » Easy maintenance |
| » Enormous versatility | » Standard spares, hence easy availability |

GONDAL ROAD, NR. OCTROI POINT,
RAJKOT - 360 004. (GUJ.) INDIA,
tel : +91 - 281 - 2372576,
e-mail: bhagwatiengg@hotmail.com



ANASUYA Guillotine Shearing Machines have been designed & developed through structural analysis technique for continuous Production, Accuracy and Repeatability.

Rigid, Interlock designed, heavily welded construction of MS plates and sections to take full load with minimum deflection. The arm is guided throughout its length by guideways ensuring proper clean cut. A rigid clutch mechanism is provided for giving continuous strokes for production.

The spring loaded Mechanical Hold Down maintains a positive and uniform pressure along the full length of work piece avoiding slipping and bowin of sheet resulting a clean square cut.

ANASUYA Shears are provided with four edge rectangular high quality High Carbon High Chromium (HCHCR) knives for longer life. Gun Metal Bushes are provided in all running parts. A rigid and accurate mechanical back gauge & hand operated Single Shot Lubrication system is provided with all ANASUYA shears as standard equipment.

MACHINE CONFIGURATION:

Sr. No.	DESCRIPTION	Cutting Cap. Thick Of M.S.	Cutting Cap. Length	Back Gauge	Table Height	Table Width		Blade Size	Stroke Per Minute	Hold Down To Knife Edge		Over all Dimensions	Main Motor HP/KW	Weight Approx.
1	1270 x 2	2	1270	750	850	425		1270 X 50 X 12	60	20		2150 X 1450 X 1275	2/1.5	1800
2	1525 x 2	2	1525	750	850	425		1525 X 50 X 12	60	20		2450 X 1450 X 1275	3/2.2	2050
3	2030 x 2	2	2030	750	850	425		2030 X 50 X 12	60	20		2900 X 1450 X 1375	5/3.7	2600
4	2540 x 2	2	2540	750	850	425		2540 X 50 X 12	50	20		3450 X 1450 X 1375	5/3.7	3350
5	3125 x 2	2	3125	750	850	425		3125 X 50 X 12	50	20		4150 X 1525 X 1400	7.5/5.6	4100
6	1270 x 4	4	1270	1000	850	450		1270 X 63 X 18	60	25		2300 X 1525 X 1320	5/3.7	2350
7	1525 x 4	4	1525	1000	850	450		1525 X 63 X 18	60	25		2500 X 1525 X 1320	5/3.7	2750
8	2030 x 4	4	2030	1000	850	450		2030 X 63 X 18	50	25		3000 X 1700 X 1425	7.5/5.6	3250
9	2540 x 4	4	2540	1000	850	450		2540 X 63 X 18	50	25		3550 X 1700 X 1425	7.5/5.6	4200
10	3125 x 4	4	3125	1000	850	450		3125 X 63 X 18	50	25		4200 X 1850 X 1500	10/7.5	5300



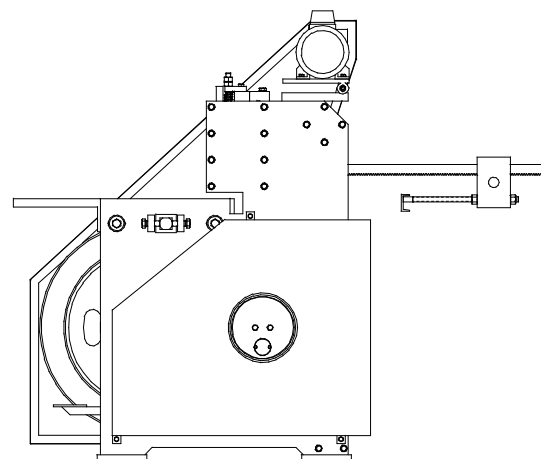
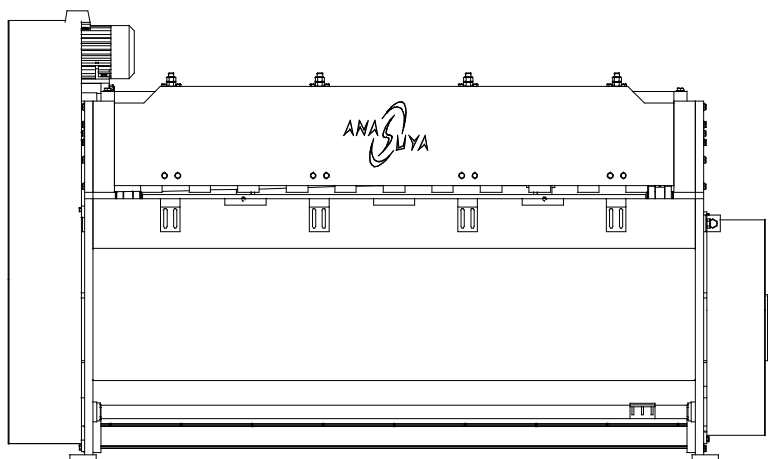
BHAGWATI ENGINEERS

Standard Accessories:

- | | |
|--|---|
| » Motor Pulley
» Fly Wheel & Gear Guard
» Self Lubrication System
» Foot Pedal
» Pair of Sheet support | » A Pair of four Edge HCHCR Shear Blade
» Manual back gauge system |
|--|---|

Optional Accessories :

- » Motorised back gauge with DRO
- » Centralized Lubrication system
- » Electric Motor & Starter / Control Panel Board.
- » Vee-Belts
- » Squaring Gauge System
- » Stroke Counter
- » Extension Squaring Arm
- » Multiple depth setting arrangement
- » Push Button starter
- » Ball Transfer or Ball Roller



GONDAL ROAD, NR. OCTROI POINT,
RAJKOT - 360 004. (GUJ.) INDIA,
tel : +91 - 281 - 2372576,
e-mail: bhagwatiengg@hotmail.com